



District Report Card: 2017


State: Maharashtra	District: Jalna
Class: 5	Subject: Language
Schools: 61	Students: 1375


Participation/Coverage


Students

GENDER 	Boys		Girls	
	Number	%	Number	%
	731	53.16	644	46.84

AREA 	Rural		Urban	
	Number	%	Number	%
	1046	76.07	329	23.93

CATEGORY 	SC		ST		OBC		GEN	
	Number	%	Number	%	Number	%	Number	%
	221	16.07	28	2.04	447	32.51	679	49.38

CWSN 	LD	VI	HI	S&LD	ID	Oth
	4	17	1	1	0	5

Management 	Government		Government-aided	
	Number	%	Number	%
	739	53.75	636	46.25

Average Performance of Students in Language (%)

Overall	Gender		Area		Management		Social Group			
	Male	Female	Rural	Urban	Govt.	Aided	SC	ST	OBC	GEN
53.01	52.32	53.80	50.50	61.01	50.40	56.05	50.80	46.67	52.56	54.30

Performance on Learning Outcomes (LOs)

Learning Outcomes	Description	Average Performance(%)
L504	Reads and comprehends independently storybooks, news items/ headlines, advertisements etc.	50.49
L508	Reads text with comprehension, locates details and sequence of events	54.28

Range of Performance of Students who Answered Correctly							
Below 30%		30% - 50%		50% - 75%		Above 75%	
Number	%	Number	%	Number	%	Number	%
263	19.13	381	27.71	466	33.89	265	19.27

Lowest Performing Learning Outcomes (LOs)

- 1 - Reads and comprehends independently storybooks, news items/ headlines, advertisements etc. (50.49)
- 2 - Reads text with comprehension, locates details and sequence of events (54.28)